



ONYX

Residents' Handbook | 2021-22

Welcome To Fresh

Hello, thank you for booking your accommodation with us!

We appreciate that choosing where to live and call your home is a massive decision, especially if this is going to be your first time living away from family and friends. We want you to know that we will be here to support and help you every step of the way!

It goes without saying that we will do our very best to ensure that you have a fantastic stay. Our teams are already busy preparing your accommodation, and we are really looking forward to welcoming you.

In light of the COVID-19 pandemic, we want to reassure you that we have a number of measures at ONYX to ensure the safety of all our Residents. Our aim is to ensure you can still enjoy living with us whilst being confident of the highest health and safety, and infection control standards being in place.

We've put together this Residents' Handbook so you can find out more about the place you'll be calling home for the next academic year. We know you have a lot to take in, but please take some time to read through this handbook as it contains lots of information about your new home and the services we provide.

If we've missed anything, please give us a call or send an email — we are happy to answer any questions you may have. We also recommend you follow us on Facebook, Twitter and Instagram as we will use them to fill you in on the latest information.

Please remember that you'll also need to complete the online induction before you arrive to choose your move-in slot, and provide us with a photo! If you haven't done it already, please log in to the **Residents' Portal** and it will guide you through the short process.

We look forward to meeting you very soon!

Stay In Contact

Store these details in your contacts

Phone: 0121 809 6991

Daytime Mobile: 07392 090096

WhatsApp: 073920 90096

Emergency number: 0121 809 6991

✉ onyx@thisisfresh.com

📱 freshstudentliving.co.uk/onyx



Stay social

 [onyxbirmingham](#)

 [Onyx_Birmingham](#)

 [BirminghamOnyx](#)

 [Thisis_fresh](#)

 [Thisisfreshlife](#)



Contents

4. The Essentials	8
5. Before You Arrive.....	9
6. On Arrival	10
7. Finding Your Feet	11
8. Safety Matters	12
9. Living With Fresh	14
10. Fresh Facilities	16
11. Appliance Instructions	19

12. Fresh House Rules	20
13. Your Welfare	21
14. Your Health	22
15. The Financial Bit	23
16. Fee Schedule	24
17. Your Tenancy.....	25
18. Maintenance And Repairs	26
19. Your Feedback.....	27
20. Moving Out.....	28

4. The Essentials

We sometimes need to leave Reception to help other Residents, so if the desk is not staffed during normal opening hours, please call us on our accommodation mobile number – 07392 090096

To Contact Security Out Of Office Hours
07392 090096

In the event of an emergency outside of office hours please contact our on-site Security. Please also save this number on your mobile phone.

The Residents' Team

Our team is available to ensure you enjoy your stay. They can offer support, provide advice, or just be on the other end of the phone to chat with.

The details for the team are available on our website at
Onyx

Our General Managers are available during normal office opening hours – please call our Reception if you would like to set up a meeting.

Our Reception areas become very busy at times. To make sure everyone is safe, we would urge you to make contact with our staff via email or phone before coming to see us in person.

Opening Hours

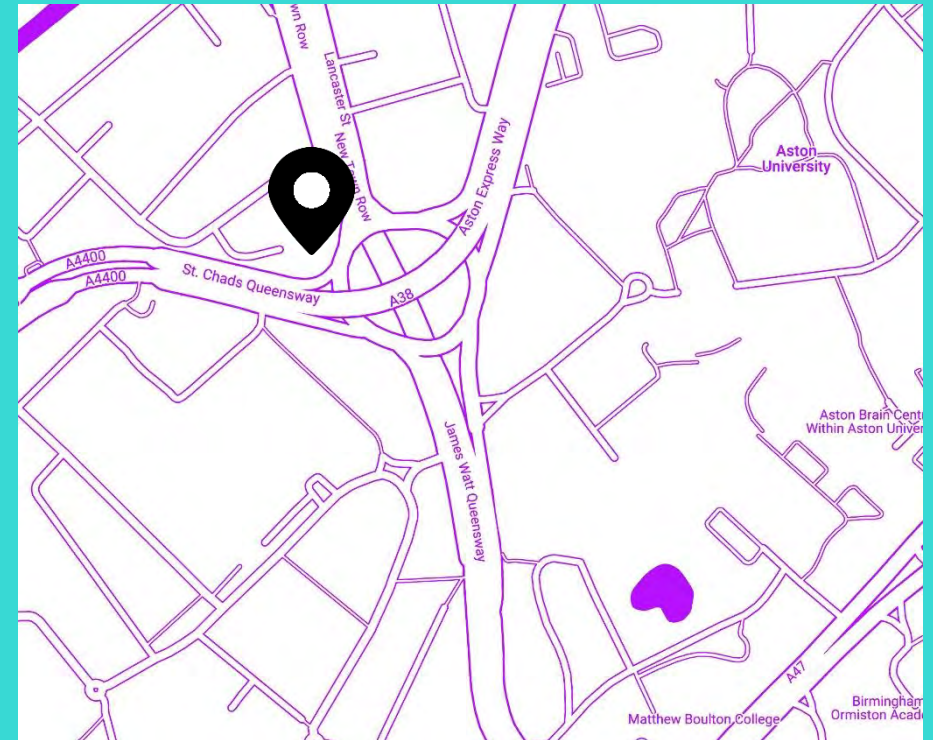
The Residents' Team are available:
Monday to Friday 8am - 8pm
Saturday and Sunday 9am – 5pm

Security Are Available:

Monday to Friday 8pm - 8am.
Saturday to Sunday 5pm - 9pm.

HOW TO FIND US

We're located on **Lancaster Street**.



Your New Address

Your Room Number, 60 Lancaster Street, Birmingham B4 7BZ

Local Journey Times

- New Street Station – 10 mins walk
- Aston University: 2 mins walk
- BCU: 7 mins walk
- University of Birmingham: 30 min bus
- University of Law: 15 mins walk
- UCB: 15 mins walk
- Hospital: 9 mins drive
- Restaurants & bars: 10 mins walk
- Tesco Express: 2 mins walk
- Aldi: 15 mins walk
- Pharmacy: 4 mins walk

5. Before You Arrive

GET READY FOR A FRESH START!

Near the start of your tenancy, you will receive an email with lots of information on how to make sure you are safe and ready to move in. This will include guidance on what to do when you arrive at the building so it's really important that you read this carefully!

Preparing To Move In

Before you arrive you need to pay your Tenancy Deposit and first rent instalment. Without this we will be unable to issue your keys so please make sure it's done!

Your rent due dates can be found in your Tenancy Agreement and on the **Residents' Portal** where you can also make the payment. You will also need to do the following by logging in to the Residents' Portal:

1. Complete your induction.
2. Upload a passport style photo to your profile.
3. Book your moving in slot so that we know when to expect you!
4. Make sure your Student/UCAS Number has been entered on your booking.

The Fresh Residents' Portal

The Residents' Portal is an online system giving you access to important information about your stay such as your Tenancy Agreement, booking details and financial statement. You can also complete your inventory, log maintenance requests, pay rent, refer a friend and even rebook your room for next year.

To access the Residents' Portal please visit:
online.freshstudentliving.co.uk/Student

You will need the email address you registered with.

Tip

If you're living in a shared apartment, we recommend that you wait until you arrive to buy some items so you can spread the cost with your flatmates. This includes items such as pots, pans, plates, glasses, cutlery, toaster, and kettle.

Bring With You:


Your room is fully furnished but you will need to bring your own:

- Duvet, pillows, sheets etc.
- PC or Laptop
- Towels
- Coat hangers
- Toiletries
- Toilet paper

For Fire Safety Reasons, Please Don't Bring:

- Any appliance with an exposed heating element, including portable heaters.
- Any electrical appliance purchased somewhere other than the UK (all furniture and electrical equipment must comply with current British Standards and statutory regulations and be CE marked).
- Candles, incense, wax burners, oil burners or any item with an open flame.
- Hookahs/shisha pipes.
- Portable fridges.
- Extension cords with multiple plugs (with the exception of high-quality individually switched extension strips with built-in surge protectors).
- Cooking devices of any kind, except small appliances such as a toaster. These are permitted in your kitchen only.
- Door stops.
- Large pieces of furniture.

6. On Arrival



When You Arrive

When you first arrive, please come to Reception where your key will be waiting along with all the information you need to move in to your room. Our team will of course be on hand to help.

Please make sure you bring with you:

- Proof of being a student (e.g. a confirmation letter from your university, college or language school)
- Photo ID (passport or driving licence)

Once you arrive at your room, please familiarise yourself with the location of your nearest fire exit, which will be shown on the back of your apartment door.

Out Of Hours Arrival

If you know you will be arriving outside of office hours, please let us know so we can make arrangements to ensure that you get your key.

Tenancy Deposit Scheme

The Tenancy Deposit is refundable at the end of your tenancy, less any deductions for damages or charges. It is safeguarded by the Tenancy Deposit Scheme (Custodial). You can find out more by visiting [their website](#).

Council Tax

You will need to contact Birmingham City Council to fill in a Council Tax exemption form.

As a student you will not be required to pay Council Tax, however some councils may charge Residents outside of term time.

It is your responsibility to let the council know of your student status, and check if you will be charged should you stay at the accommodation during the holiday periods.

Completing Your Room Inventory

Before you start to unpack, it's a good idea to check your Room Inventory which is available on the Residents' Portal.

You must let us know, in writing within 48 hours of moving in, if you disagree with anything on the inventory and have 7 days to complete the full review which is the official record of the condition of your room when you arrived. It's really important to complete it as accurately as possible as it will be used as a comparison when you leave.

Please check the condition of every item in your room and communal areas to record anything that is missing or damaged. We have, of course, checked everything but we are only human and do sometimes miss things, so this is your opportunity to let us know!

If you do not confirm the inventory, we will assume that everything is present and in perfect condition, meaning you will be charged for any missing or damaged items at the end of the tenancy.

If anything in your room is not working, please register this on the Residents' Portal or you can report it by calling our Residents' Team.

Kit yourself out with UniKitOut!

Don't forget you can order a range of useful things including kitchen and bedding packs online before you arrive and get a **10% discount** with the code **FRESH10**.
unikitout.com

7. Finding Your Feet

Your Room

It's time to settle in! We want you to feel at home but please don't use sticky tape, 'blu-tack' or similar adhesive, stick pins, nails or screws into the walls as this may lead to charges if any damage is caused. There is plenty of room on your noticeboard for posters and photos.

Your Neighbours

If you're in a shared apartment, it's usually a good idea to take some time to introduce yourself to your new flatmates. Everyone is new, so don't be shy and make sure you look out for our social events on Facebook and Instagram – that way you can keep up to date with what's going on.

Getting On With Your Flatmates

We want everyone to enjoy living with us, so please bear these simple tips in mind as you all get to know each other to ensure a good apartment sharing experience for everyone!

Your Guests

We understand that from time to time you may want to have guests. If you are living in a shared apartment, it's really important you discuss this with your flatmates. Please do not invite someone to stay for more than three consecutive nights.

The behaviour of your guest is ultimately your responsibility. You'll be held accountable if there are any complaints from your flatmates, if any damage is caused or if they do not follow our control measures, so make sure they behave as well as you do!

Shared Kitchens

The kitchen is a very important communal area and everyone should feel comfortable using it. Make sure you follow the kitchen safety guide as displayed in each kitchen and wash/wipe up after yourself to keep the cooking area and sink clean, and clear for your flatmates. You should always leave it as you would like to find it. We recommend you agree a cleaning and bin emptying rota – it will save any arguments later!

Be Considerate About Noise

Whilst you may love your latest Spotify playlist, your flatmates may not appreciate your taste in music and in particular, a thumping bass can cause disturbance to those rooms around, above and below you. Please be considerate of noise levels and make sure you are not creating a problem.

Try to be quiet coming in and out of your apartment, especially at night during the quiet hours of 11pm – 8am when others might be sleeping. You may have had the best night ever but your flatmates may have an early start, so please let them get their sleep!

Have A Chat

If there is something causing a problem between you and your flatmates, the best solution is to have a chat. Don't send text messages, put notices up or stick post-its everywhere. The easiest solution is to talk over a coffee and you'll often find the problem can be resolved.

Treat your flatmates how you would want to be treated yourself and we are sure you will all get on fine!

Social Events

We run a variety of social events every month from quizzes, and baking challenges to exercise classes and bingo.

During the 'Welcome Week' at the start of term, we will be hosting events to help you settle in and make new friends.

Our social events will always be run in line with government guidance so depending on what's allowed, this is likely to be a mix of virtual and in-person activities.

Check out our events calendar on the noticeboard, Facebook and Instagram pages so that you don't miss anything!

8. Safety Matters



What To Do In An Emergency

Hopefully you'll never need it, but below is a quick guide on what to do in an emergency. Some of the information may be particularly useful to our International Students, but everyone should take a look and if you have any questions, please speak to the Residents' Team.

Ambulance

If someone has had a serious accident, call 999 and ask for an ambulance. Ensure that someone is designated to meet the ambulance at the entrance of the building and to escort them to the injured person.

Situations when an ambulance should be called if someone is:

- unconscious or has slipped in and out of consciousness
- bleeding heavily or has a deep wound or you suspect broken bones
- has difficulty breathing
- has severe burns
- has a severe allergic reaction

NHS 111

The NHS 111 service is available 24 hours a day. You can call 111 when you need medical help fast but it's not a 999 emergency. You can call them from any phone by dialling 111. For more details visit 111.nhs.uk or nhs.uk

COVID-19

We expect that the COVID-19 virus will continue to be in circulation for years to come. We will continue to ensure that appropriate measures are implemented to ensure the health, safety and wellbeing of all residents and staff. These will be carefully considered against government guidance and your student experience.

For the most up to date information surrounding COVID-19 please [click here](#).

REMEMBER: Please be "COVID COURTEOUS" at all times.



Fire Service

If you discover a fire, call 999 and ask for the Fire Service. If the fire alarm is activated in your location you must evacuate the building. On hearing the alarm you must leave the building and go straight to the assembly point. Do not run or stop to collect your belongings. Do not use the lift.

If you are self-isolating and hear the fire alarm, please evacuate the building by the nearest fire exit, please try to maintain social distance wherever possible.

Assembly Point

The assembly point in the event of a fire is Vecey Street car park.

Fire Alarm Tests

We test the fire alarms every Monday at 11:00am.

You may hear the alarm numerous times. The test can be recognised as a long burst of the fire alarm sirens. This is the only time evacuation is not mandatory.

To ensure all Residents know how to use fire escape routes and find the fire assembly point, we hold a fire drill each term. This will not be announced in advance and the full cooperation of Residents is expected as if it were a real alarm. During an evacuation, no Resident may re-enter the building until the all clear has been given by the General Manager.

How Can I Report A Fire Safety Concern?

If you have any serious concerns with fire safety in the building, we ask that you raise these with the General Manager at the earliest opportunity.

Fire Prevention

Our building has been designed for your safety in the event of a fire. Every Resident has a responsibility to ensure that they familiarise themselves with their buildings safety features, exits and evacuation procedures as soon as possible after moving in. Fire blankets are available in each shared kitchen.

Room Fire Doors

Each room is fitted with a fire door which acts as fire safety protection for at least 30 minutes. Interference with the automatic door closer or attaching anything to your room door, e.g. an over door hanger is prohibited as it will compromise the fire resistance. All room doors are to be kept shut at all times to maintain fire safety and personal security in the building. Should a fault occur with this door or any fire door in your accommodation, it should be brought to the attention of Reception immediately.

'False' alarms waste the valuable time of the Fire Service and can also endanger lives. Any Resident(s) found activating the fire alarm maliciously or as a result of not following our rules will be required to meet with the General Manager and may face financial recharges that are levied by the Fire Service

To Avoid Activating The Fire Alarm:

1. Please do not dry anything on the heaters.
2. Always make sure your shower room door is closed when showering.
3. Always use the extractor fan when cooking with the hob or oven.
4. Never wedge any door open, especially a kitchen door.
5. Never leave cooking unattended.
6. Do not deep fry food - deep fat fryers are not permitted.
7. Do not use deodorant or other sprays adjacent to fire alarm detectors.
8. Do not direct hairdryers or fans directly at the fire alarm detectors.

Tampering With Fire Equipment

Fire equipment such as smoke alarms and door closers are in place throughout the building for everyone's safety. Tampering with this equipment puts everyone's lives at risk. Should a Resident (or guest) tamper with the fire equipment, an engineer will immediately be called to check the equipment is working correctly and carry out any repairs resulting from the damage. All such repairs and call-out costs will be charged to the Resident(s) concerned. If any incident appears to be a criminal offence, we will also refer the matter to the Police.

Electrical Safety

Please remember that all appliances which generate heat such as curling tongs, hair dryers, toasters and clothes irons must be plugged directly into a wall socket.



9. Living With Fresh

ANUK Code

Fresh is proud to be a member of the National Code of Standards for Larger Student Accommodation. The code provides guidance and minimum standards that code members are expected to attain, and these standards are checked regularly via site inspections. The code also provides a complaints service for when things go wrong and have not been addressed properly by us.

Full details of the code can be found at [the National Code website](#).

A copy of our membership certificate is also displayed on our Reception noticeboard and more information can be found on our website.

Security

When the Residents' Team are not on duty the accommodation is covered by Security. They can be contacted via the out of hours emergency number.

Harassment And Discrimination

Fresh strive to provide a community free of harassment, discrimination or assaulting behaviour against any person or group, based on race, religion, gender, sexual orientation, marital status, age, nationality or disability. Harassment and/or discrimination in all forms is expressly prohibited. We are committed to taking action against all forms of harassment. Incidents of alleged harassment or discrimination should be reported to the General Manager so an Incident Report can be completed. We may also report this to your university/college and/or the appropriate authorities.

Sustainable Living

We are committed to having a positive social and environmental impact. We can achieve this with your help and each Resident can play their part. Take a look at our Sustainable Living Guide which can be found within the FAQs section on our website.

Contents Insurance

Contents Insurance with Cover4Insurance is provided for all students. Take a look at the cover that is provided for you at [Cover4insurance](#). You can also download the Cover4Insurance app.

Your Policy Number is Fresh2021. It is important for you to check this cover so please take a look on their website to ensure that you fully understand the protection provided. You may find that you need to extend your cover to protect all of your possessions both inside and outside of your home.

Visit the review cover link to:

- Check what is covered
- Check what is not covered - such as laptops outside the room
- Register to enter the Cover4Insurance Free Prize Draw
- Chat to insurance experts through the live web chat
- Check how to make a claim
- Extend and personalise your cover

Locked Out?

If you are locked out during the night, please come to the Reception area where Security will let you in. Please be aware that we will need to check your ID and there may be a cost associated with this service.

Room And Apartment Inspections

We will carry out full room and apartment inspections at least three times during your tenancy period where we will check for cleanliness, damage and missing items. This will cover your bedroom, en suite and any communal area within your apartment, e.g. kitchen and hallway. If the condition of your room/communal areas is deemed unacceptable, we will give you a week to tidy up.

If the area is still not to the required standard when we re-inspect, we will arrange for our cleaners and/or Maintenance Technician to fix the problems and charge you for the work. At each inspection you will be informed if there will be a charge for repairs. You will be invoiced for recharges for the first two inspections and on the final inspection a deduction will be made from your Tenancy Deposit. Our Replacement Costs containing cleaning, damages and missing items recharges can be found in this handbook.

We strongly suggest that you do not use hair dye in the bathroom as this can cause staining. We also ask that to ensure our water systems are maintained to a high standard, your shower head and taps are kept clean. Please report any significant scaling on the Residents' Portal.

Occasionally, Fresh staff or contractors may take photographs inside bedrooms/en suites/communal areas to evidence maintenance or cleanliness issues. Images will be taken, stored and disposed of in line with our data processing approach.

Going To Be Away?

If you plan to be away from your accommodation from more than 7 days, please let our Residents' Team know so that we can take care of flushing through the water systems, (taps, showers and so on) to reduce the risk from legionella bacteria.

Preventing Condensation

Please do not wash any clothes in your room. If you are drying washing, please ensure your bedroom window is open to prevent condensation. If there is condensation you must wipe it down and clean any surfaces to prevent mould.

What To Do If A Circuit Breaker Goes In Your Room Or Apartment

If your electricity goes off, please check the electrical consumer unit in your studio/flat. If your kitchen is affected, please contact Reception.

If any of the circuit breaker switches are in the 'off' position, You MUST unplug and or turn off any electrical item connected to the circuit affected before

attempting to reset the circuit breaker. If the circuit breaker resets then plug in/turn on appliances one at a time to identify what caused the circuit breaker to operate. If you cannot identify a faulty appliance, or the trip switch will not reset, please report this fault to Reception as soon as possible or contact the 24-hour emergency number if it's outside of office hours.

Room Swaps

From time to time there may be reasons a Resident wants to consider swapping rooms with another Resident in the building. We recommend that you speak to the Residents' Team about your reasons for wanting to swap before taking any further steps. They may be able to help with whatever it is that's causing you to want to swap. Swapping rooms is dependent on us being able to find somebody for you to swap rooms with, and is subject to the approval of the General Manager. Residents must ensure that the room is left in a suitable condition for the swap to take place.

Damages

Accidents do happen but please let us know ASAP so that we can get things fixed. Damage to our property may result in a charge and certain cases may be deemed as a breach of our Tenancy Agreement. Damage to communal areas will result in equal charges if no one accepts responsibility.

Staying With Us Over The Summer

Depending on the length of your tenancy you may want to make an additional booking to stay with us over the summer. Please contact the Residents' Team to discuss availability in the building and the weekly rent. For summer bookings, we will require payment in full prior to the booking commencing and you may need to move to a different room.



you are unsure please do not hesitate to ask one of the team. Fresh will not be responsible for items that may be lost, stolen or damaged whilst using the facilities. With the LaundryView app you are able to check the availability of washers and dryers in our laundry room online.

Video Guides

You can also find some useful tips and 'How To' videos on the Circuit Laundry website. [Click here to find out more.](#)

Contacting Circuit Laundry

If the Circuit Laundry's FAQ's page doesn't answer your query, then you can get in touch with them using their online form or by calling them on 01422 820360 or 0800 032 0070 (8.30-17.00 Monday – Friday.)

If you notice a fault with the machines, you can report this on the Circuit website or by calling their service helpline on 01422 820026. Alternatively please let your Residents' Team know.

10. Fresh Facilities

Social Space

Our social spaces are located on floor 1 where you will find the Gym, Study Spaces, Cinema Lounge, Gaming Lounge, a Common Room and the Private Dining and Kitchen Area. To book the Private Kitchen and Dining, please contact Reception. We also have outdoor areas; ground floor lowered amphitheatre, floor 10 roof top terrace and the floor 24 Sky Lounge.

Cycle Store

There are two Cycle Stores. For complimentary access please contact the Reception team for a key for access. You will need to make sure you bring a lock or other method of securing your bicycle to the rack provided. Bikes are left at the owner's own risk and we cannot take any responsibility for loss or damage. Bikes are not permitted to be stored in rooms or hallways. Bicycles found in these areas will be removed.

Laundry

The Laundry Rooms are located next to Reception and in Block B social space. Instructions on how to use the machines can be found in the Laundry Room, if

Be

Be Wellbeing

Be a part of a community that thrives. Our wellbeing and lifestyle programme **Be**, puts you, our resident, at the heart.

Creating a community that thrives and cares for each other, and supports your wellbeing, **Be** will equip you with everything from helping you to settle in, opportunities to make new friends and to ensure you love your time with us.

We run a variety of social events every month from quizzes, and baking challenges to exercise classes and bingo.

During the 'Welcome Week' at the start of term, we will be hosting events to help you settle in and make new friends.

Our social events will always be run in line with government guidance so depending on what's allowed, this is likely to be a mix of virtual and in-person activities.

Check out our events calendar on the noticeboard, Facebook and Instagram pages so that you don't miss anything!

Find out more about Be on our website and social media channels.

Important:

If you have any allergies, we ask you to check the suitability of any food provided at our events with our team.





Wi-Fi

Your room is equipped with Broadband and Wi-Fi, which you can access throughout the building at no extra charge.

You can find the most up-to-date information on our website under 'Booking Info'.

Your TV

Remember, if you bring a TV with you (or if you are watching catch-up TV, such as BBC iPlayer or live TV online), you'll need to have a valid TV Licence.

This applies to any provider you use and any device, including a TV, desktop computer, laptop, mobile phone, tablet, games console, digital box or DVD/Blu-ray Player. For details and pricing visit: tvlicensing.co.uk

Deliveries

Post is delivered directly to Reception. If you have received a letter, we will pop this in your post box in the reception area. If you have been sent a parcel, we will accept it on your behalf and enter it on our Post Log which will be sent to you when you move in.

You will also see the QR code for the Post Log displayed at Reception as a quick and easy way for you to check for parcels whenever you are passing by. When a parcel is logged for you, just come to Reception during our normal opening hours remembering to bring your photo ID. We cannot give your parcels to anyone else so please don't send your friends to collect them!

Parcels will be kept for 30 days. If you do not collect the item during this time, or we do not hear from you to advise that collection will be delayed, the parcel will be returned to the sender. If you are waiting on the delivery of an important parcel/letter we recommend that you arrange with the courier to be present to accept the item. Whilst we are happy to accept parcels on your behalf, we cannot be held responsible for any losses. At the end of your tenancy you will need to inform all your contacts of your new postal address as we are unable to forward any mail received after your tenancy has ended. Don't worry though, we will remind you nearer the time!

Food Deliveries

We are sorry that we are unable to accept food deliveries at Reception, including supermarket deliveries and takeaway meals as we do not have storage facilities to keep these items at the appropriate temperature.

Residents wishing to order food items should ensure they are in the building at the time of delivery and that the delivery person has their contact details.

11. Appliance Instructions

If you are unsure of how to use any of the appliances please contact Reception.

Energy Performance Certificate

A copy of the EPC (Energy Performance Certificate) for your room is displayed on the noticeboard at Reception.

Intercom

Your visitors will be able to use the intercom outside your block to inform you they are here. You will then need to go down to the front door and let them in, please escort them from the building when they leave. For everyone's safety and security, please do not let anyone you don't know into the building.

Heating

Each bedroom has its own heater. You can control the heater using the thermostat located on your headboard of the bed.

Hot Water

The hot water will be automatically provided to your bathroom/kitchen. In the event of any concerns please contact Reception or log a job on the Residents' Portal.

Lights

We ask you to be environmentally responsible and turn off your bedroom lights whenever you are not in the room. The switch is found near your bedroom door. For the bathroom, kitchen and hallway lights, these lights all operate on sensors and will be set to go off after a certain period of time if no movement is detected. If the light goes off too quickly/stays on too long let us know and we can adjust it.

Kitchen Extractor Fan

Whenever you cook, the extractor fan should always be on. To activate this please open the hood above the cooker and you will find the controls and extractor lighting

Microwave

Each shared apartment has a microwave. If you are unsure how to work the microwave in your apartment, please see Reception for a guide. Also, please remember, when using the microwave function not to use it with any metal.

Oven

Each shared apartment has its own oven and a separate hob.

Hob

First make sure that the switch on the wall above the worktop is turned on. You can then use the touch screen buttons found on the bottom of the hobs. Press the power icon on the bottom right of the panel, select which hob ring you would like to use by tapping the relevant icon, then use the up / down arrows to control the degree of heat. Should you require any assistance please contact reception. Please ensure you turn off the hobs using the power button and the wall switch after each use.

12. Fresh House Rules

We think we're pretty easy going, but there are a few rules that we ask you to stick to, for your own safety and the comfort of others.

Window Restrictors

These are installed on our windows to prevent them opening fully. This is a safety feature for your own protection. You must not tamper with or remove the restrictors. If we have to reinstate a window restrictor there may be a recharge to you.

Refuse And Recycle

Residents must bag and tie rubbish from their room. Separate bins are provided for general refuse and recycling. Residents will need to provide their own bin bags. Leaving rubbish in hallways is not only unsightly but is also a fire risk. Residents must not leave rubbish anywhere other than the designated refuse area. All cardboard boxes need to be broken down before placing them in the recycling bin. The large recycling bins are suitable for cardboard, glass, cans, paper and cardboard. Please do not put plastic bags in these bins.

Smoking

It is against the law to smoke in any place in the UK and Ireland that is used by the public or as a workplace. The building is therefore a smoke free zone. This includes your bedroom, bathroom and kitchen, as well as any communal area and outside/underneath windows, or on the roads, paths or pavements immediately outside the building. The ban applies to all substances which can be smoked including but not limited to cigarettes, vapes, rollups, pipes, hookahs/shisha pipes and cigars.

Noise And Anti-Social Behaviour

We want you to enjoy living with us but ask that you respect other Residents and keep noise to a minimum especially between our 'Quiet Hours' of 11pm - 8am and during exam periods. During these times, no noise should be audible from outside the room in which it is occurring, including kitchen/lounge areas. This will enable us to make our building a pleasant and enjoyable place for everyone. Outside of these times, we ask that general noise levels should be kept at a reasonable level. You have the right to ask other Residents to keep the noise level down and all Residents will be expected to act upon such requests without retort. Our 24-hour emergency number can also be contacted if you experience noise disturbance.

If you are having minor problems with the behaviour of other Residents, we encourage you to first try to resolve the issue on your own. Issues often arise from misunderstandings so the best starting point is approaching the other Resident to discuss the matter in a relaxed manner.

This approach often provides an immediate solution and helps to build new friendships. If you don't find this helps, you can also call our Residents' Team for advice. Depending on the situation, we may recommend a meeting takes place between those affected by the behaviour, e.g. in the case of some flatmates not taking their turn to clean the kitchen, a full apartment meeting may be appropriate which a member of our team will facilitate. If the anti-social behaviour is of a more serious nature, the Fresh Anti-Social Behaviour Policy will be followed which will initially result in a face to face meeting between the General Manager and person displaying the behaviour, with future occurrences carrying the outcome of the university/college and/or Guarantor being informed.

Alcohol

Alcohol consumption is allowed within designated areas provided all containers are properly recycled and/or placed in the refuse and the area is left clean and free of spills. Bulk containers such as kegs (or similar) are prohibited. Residents found violating UK laws concerning alcohol (sharing with under 18's or public intoxication) will be asked to attend a meeting with the General Manager and referred to the relevant authorities.

Cooking

Please do not cook in your bedroom. Rice cookers, toasters, kettles or other cooking equipment cannot be used in your room as they create a fire risk. False alarms caused as a result of cooking in your room may incur a charge levied by the Fire and Rescue Service.

Pets

Pets or other animals will not be permitted without the prior written consent of the Landlord.

13. Your Welfare

Registering With A Local Doctor

We recommend that you register with a local GP (doctor) whilst living away from home. If you become ill, you will need to be registered with a doctor before you can get an appointment, so this will help prevent any delay in treatment. You can register by going to the doctor's surgery and filling out a form. Our Residents' Team will provide you with a list of local surgeries.

General Health Care Advice

Alternatively, you can visit a NHS Walk-In Centre where no appointment is necessary. Services are offered on a first come, first served basis. A range of services are provided and experienced nurses are available to treat minor illnesses and infections, as well as minor injuries like strains, sprains and cuts. Walk-In Centres can also prescribe a wide range of medications, including the pill, painkillers and antihistamines. The nearest Walk-In Centre is located on 66 High St, Birmingham B4 7TA and takes approximately 13 minutes to walk to.

Late Night Transport

Always plan ahead and know how you are going to get back home. It's a good idea to carry a list of reputable taxi numbers in case you miss the last bus. Try to avoid walking home on your own after a night out.

Crime Stoppers

To report a crime anonymously (and in situations which are not an emergency), call Crime Stoppers on 0800 555 111.

Referral Of Matters To The Police

We will offer support and advice to any Resident regarding matters of criminal conduct which they feel should be reported to the Police. Where an offence has been committed against a Resident or against Fresh itself, we will report the matter to the Police. Where the victim(s) of an alleged crime does not wish to report the matter to the police, but the matter has been reported to our team, the General Manager will make a decision of whether or not to inform the Police on behalf of the Resident. Only in exceptional circumstances will we report a matter to the police against the wishes of the victim(s). It is a legal requirement for incidents relating to the prevention of terrorism and the protection of children to be reported to the Police.

Welfare Concerns

If we have a genuine concern as to the welfare of any Resident, we will take steps to inform the emergency services/university/guarantor as most appropriate. This will be undertaken in accordance with our privacy statement.

Your Front Door Key

Your safety and security is of utmost importance to us. You will be given a key card or fob to access the building, your shared apartment and your own bedroom or studio. You will also have access to the social spaces with the same key card or fob. Please do not let anyone in that you don't know or don't recognise. Don't be tempted to let anyone tailgate you into the building — if the person is a Resident, they will have their own fob to let themselves in, and if they have forgotten it, they can call the Residents' Team. We advise this for everybody's safety and security. If you damage or lose your key/access fob, you will be responsible for the replacement cost for corresponding locks, new keys, and/or replacement of the fob. If your fob or key is lost or stolen, you must notify Reception immediately to prevent unauthorised access to the building and your room.

CCTV

The building is covered by CCTV for your safety and peace of mind. The footage can only be viewed by trained and authorised staff.

Keeping Yourself Safe

Always lock your door (especially late at night) and when you leave your room. Be vigilant with items such as laptops, mobile phones, game devices and other high-value goods. Never lend others your fob, as doing so puts you at risk of incurring charges if they lose it, or cause any damage, and we will not be held responsible if they take any items from your room.

Ground Floor Rooms


If you're in a ground floor room or room which is easily accessible from the ground, we recommend the following tips to maximise security:

- Keep your curtains/blinds drawn when you are out
- Ensure windows are locked closed when you are out
- The window restrictors will protect you when you're in the room
- Keep valuables out of sight and out of reach from the window

Personal Emergency Evacuation Plan (Peeps)

Any Resident who feels they may need assistance to safely and quickly evacuate the building in the event of an emergency, should alert Reception at the beginning of their Tenancy. Arrangements can be put in place to aid your safe exit from the building depending on your specific needs. The PEEP will then be agreed with you within two weeks of arrival. For more information please contact the Residents' Team.

14. Your Health



Need To Talk?

The wellbeing of our Residents is our priority. We know that where you choose to live plays a massive role in your overall university/college experience, from offering opportunities to make friends to providing the right environment to cook, study and sleep. Being away from home can make for a challenging time. If you are struggling to settle in to your new life, don't do it on your own. You can contact a member of the Residents' Team who will be happy to arrange an online call to listen and put you in touch with someone who can help. Please make contact through WhatsApp, email or by phone.

There is also lots of helpful advice and contact details on our website: freshstudentliving.co.uk/your-life/mental-well-being-matters/

Nightline

Fresh have partnered with Nightline to offer our Residents further 'out of hours' support. Nightline is a term time, anonymous, non-advisory listening and information service run by students for students. The highly trained student volunteers offer support for all students and everything you discuss with them is confidential. Please see the posters at your accommodation for details of the local Nightline contact information or visit nightline.ac.uk



Nightline Association

Supporting, promoting and developing Nightlines

Useful Contacts

Student Welfare

Aston - 0121 204 4007 counselling@aston.ac.uk

BCU – 0121 331 5588 student.services@bcu.ac.uk

Disability Helpline

Aston – 0121 204 4007 EnablingTeam@aston.ac.uk

BCU - disability@bcu.ac.uk

Students Union Advice Centre

Aston – 0121 204 4855 Union.president@aston.ac.uk

BCU – 0121 331 9801

Chaplaincy and pastoral services

Aston – 0121 204 4729

BCU – 0121 331 5345

Financial Advice

Aston – 0121 204 4007 thehub@aston.ac.uk

BCU - +44 (0)121 300 4070 studentsupport@bcu.ac.uk

Samaritans

0845 790 90 90 samaritans.org

Young Minds

If you need urgent help text YM to 85258 youngminds.org.uk

Student Loans Company

0300 555 0505 slc.co.uk

Debtline

0808 808 40 00 nationaldebtline.org

Sexual Health

0131 536 1070 nhs.uk/live-well/sexual-health/

Victim Support

0845 30 30 900 victimsupport.org.uk

Alcoholics Anonymous

0845 769 75 55 alcoholics-anonymous.org.uk

British Pregnancy Advisory

03457 30 40 30 bpas.org

Drugs Advice and Helpline

0800 77 66 00 talktofrank.com

15. The Financial Bit

How To Pay

Paying your rent is simple and can be done online 24/7. Just log in to the Residents' Portal, and select the "Account Details" tab where you can review your financial statement and make rent payments. You can pay with a Debit or Credit Card. Your rent instalments will be due on the dates listed on your Tenancy Agreement. Please make sure you meet these payment dates. Payments can also be made by bank transfer, or for International Students, via TransferMate.

Future Pay

FuturePay is an internet based equivalent of a traditional standing order or direct debit, but instead of the payment coming out of your bank, it is taken from your card. Once you have set up your FuturePay agreement with our online Card Merchant 'Worldpay', your instalments will be taken automatically from your card on the dates listed in your Tenancy Agreement. The option to sign up to FuturePay is offered each time you make a payment to Worldpay. We recommend that you sign up to this service whilst making your first payment to avoid missing future dates.

Bank Transfer

If you plan to pay by bank transfer, please ensure the amount you pay covers all bank charges (you will be liable for any charges made by your and our bank) to ensure Fresh receive the full amount payable.

Please contact the Residents' Team for our bank account details. You will need to quote your full name, and application reference number in the reference of all bank transfers so we know who the payment has been made by. Bank Transfers may take between 7-10 working days to clear into our bank account. Therefore, you must send any transfers in enough time for them to clear into our account by the due date stipulated in your Tenancy Agreement.

Transfermate

International Students can choose to pay via TransferMate which allows you to make international payments to Fresh free of charge whilst receiving competitive foreign exchange rates. Where TransferMate has a local bank account, they will eliminate the international banking charges usually associated with international payments.

[Find out more](#)

Residents are advised to check which payment option is the best for them.

Setting Up A UK Bank Account

If you would like to set up a UK Bank Account when you arrive, the Residents' Team will be able to provide you with the details of the local banking facilities, however, we suggest you check them out first to make sure that you choose the bank that suits you best. You will need to make an appointment at the branch of your chosen bank and take some identification (ID) with you:

- Your passport
- Letter from university/college to prove you are a student
- A copy of your Tenancy Agreement. Your Residents' Team can provide a copy or you can print one via your Residents' Portal.

At the appointment the bank will advise you on the best account, which should not have any charges. The bank will then send you your bank card and your pin number separately (keep them safe).



16. Fee Schedule

Item	Charge
Tenancy Deposit	£150.00
Late Payment of Rent	Interest of 3% above the Bank of England's base rate will be payable on any rent which is more than 14 days overdue. The interest will payable from the date on which the rent fell due until the date it is paid.
Replacement key /fob/ card	Based on the actual cost of the replacement item which will include locks where necessary.
Assignment or variation of the Tenancy Agreement	£50.00
Site Attendance Out of Hours	£42.00

16A. Replacement Costs

Here at Fresh, we know that accidents happen and items get damaged, and when they do, we need to repair or replace them.

We have created a guide to the costs of the most common items that are damaged to give you an idea of what would be charged.

However, all of our buildings are unique, so this list is a guide only - it may be that the item costs more or less than the price stipulated here. If that's the case, you will be charged the quoted replacement cost and we will always be happy to show you the quote that we are basing the price on.

If an item is damaged that does not feature on this list, it will be charged based on the quotation obtained.

Please never attempt to repair the item yourself or arrange for a third party to repair it, as additional costs could be incurred as a result.

Item	Charge
2 Seater Sofa	£305.00
3 Seater Sofa	£400.00
American Fridge Freezer	£750.00
Bed Frame	£300.00
Bedroom Bin	£6.00
Bedroom Door	£230.00
Bedroom Pin Board	£99.00
Bedside Table	£120.00
Coat Hooks	£15.00
Coffee Table	£120.00
Combination Microwave	£145.00
Desk Light	£50.00
Dining Chairs	£50.00
Dining Table	£135.00
Door Closer	£70.00
Door Lock	£175.00
Door Peep Hole	£15.00
Door Stop	£7.50
Drain Cover (Shower)	£10.00
Electrical Sockets/ Switches	£20.00
En suite Door	£135.00
En suite Mirror	£80.00
En suite Sink	£150.00
Extractor Fan (En suite)	£50.00
Extractor Hood	£234.00
Fire Action Signage	£15.00
Smoke Alarm	£40.00
Fire Blanket	£25.00
Fire Sensor	£40.00

Item	Charge
Fire Door	£250.00
Fire Extinguisher	£200.00
Fridge (Under Counter)	£200.00
Fridge Freezer	£746.00
Full Length Mirror	£50.00
Fuse Box	£90.00
Hob (Ceramic)	£250.00
Hob (Solid Top)	£150.00
Kitchen Bin	£20.00
Kitchen Spot Light	£60.00
Mattress	£120.00
Microwave	£55.00
Oven	£300.00
Oven Shelves	£20.00
Oven Tray	£3.00
Robe Hook	£6.00
Rubbish Removal Per Bag	£5.00
Shaver Light	£30.00
Shower Head Holder	£20.00
Shower Head	£20.00
Sink Plug	£15.00
Stool	£50.00
Toilet Basin	£175.09
Toilet Seat	£30.00
Tub Chair	£200.00
Television Remote	£30.00
Wall Heater	£175.00
Wardrobe Rail	£20.00
*All prices are inclusive of VAT	

17. Your Tenancy

Your Tenancy Agreement is an Assured Short-hold Tenancy, which means you have a right to stay in your room/studio until the end of the agreed tenancy period.

We cannot evict you without a court order. When you signed your Tenancy Agreement, you made a legally binding agreement with Fresh to keep to the terms and have accepted the responsibilities of the agreement.



We expect you to:

- Pay your rent at the agreed time
- Look after your accommodation and keep all areas clean
- Behave appropriately within the building and surrounding areas
- Be respectful to other Residents

We will:

- Carry out repairs within the property and ensure it is a safe and secure place to live
- Keep the communal areas clean
- Carry out regular health and safety checks of the building

Termination Of Your Tenancy

As a tenant on a fixed term Assured Short-hold Tenancy you do not have the right to end your tenancy early even if you later are no longer a student. Fresh can seek repossession of your tenancy if you fail to pay your rent or breach the terms of your Tenancy Agreement however you will still maintain responsibility for your rent payments.



18. Maintenance And Repairs

Reporting Repairs

You can report any repairs on the Maintenance Log via the Residents' Portal. This can be done from the comfort of your own room 24/7 or, if you prefer, you can call us at Reception to report the repair to our Residents' Team.

We aim to assess requests within the following timescales:

- Emergency repairs within 24 hours of being reported.
An emergency repair is any repair required to avoid danger to the health and safety of Residents. E.g. No power supply, overflow of sewage.
- Urgent repairs within 5 working days of being reported.
An urgent repair is any repair which materially affects the comfort or convenience of the Resident e.g. broken handrails, faulty electrical fittings such as the microwave.
- General repairs within 28 days of being reported.
A general repair is any repair not falling in to the two above categories. E.g. Single electric light or power point failure within room, sticking doors or windows. We normally provide you with a minimum of 24 hours' notice if we require access to your accommodation to carry out a repair.

Please note that in the case of emergency we may require immediate access to your accommodation.

Water Leaks Or Floods

Water leaks can be extremely damaging. If water is leaking into electrical fittings, this can be very dangerous.

If you spot a leak:

- Call the Residents' Team immediately.
- Try and catch the water in a container to avoid further damage.
- Do not touch electrical sockets or devices.
- If the water to your apartment or building has been turned off, please check that you have closed all taps and ensure that the plug is not left in, in the sink in the kitchen or your en suite.

Electrical Failure

If you have an electrical failure, check to see who else has the same problem – is it other apartments, the entire building or the whole street? If the entire street is in blackout, this means that this situation is out of our control. Power cuts of this nature usually last a maximum of 2 hours.

For all other power failures, please let the Residents' Team or Security know so that they can investigate.

Logging A Maintenance Request

Visit

Residents' Portal

Log in to the Residents' Portal using your email address and application reference number.

Follow these steps:

1. Check you have completed your 'to do list'
2. Click on the enter button under bookings
3. You should then see a wheel of icons
4. Select the orange icon
5. You can then log your maintenance request

19. Your Feedback

We always want to hear feedback from our customers as we believe it's the only way we can continue to improve our service.

Our commitment to you:


- We endeavour to provide a good service at all times, however we accept that on occasions we do not always get things right.
- We have a positive approach to complaints and regard them as an opportunity to receive feedback on our services.
- We will strive to resolve complaints at the earliest opportunity.
- We will respond to all queries and complaints in a professional and courteous manner.
- We will endeavour to reach a satisfactory conclusion for both parties.
- We will continually review the service we provide following feedback we receive, and we will make changes and improvements where necessary.
- We will carry out an annual customer satisfaction survey via a third party provider to establish satisfaction levels among our customers.

Complaints Procedure

We want you to love your time living with us, but there may be times when we don't always get it 'right'. We take all complaints seriously, and will try our best to fix any issues first time. If you need help and advice about how to complain or about our complaints procedure, please refer to the FAQ's on our website, under the 'Living with Fresh' section and 'what do I do if I am not totally satisfied?'

Global Student Living Index

Each year, we participate in this national survey.
Look out for news on when it's time to complete it.



20. Moving Out

Tenancy Length

Your tenancy length is outlined on your Tenancy Agreement – this is the fixed term. If you want to move out before the end of your fixed term, we may agree for you to assign the tenancy which means you will need to find a replacement student to transfer the tenancy to. As the tenant, you are responsible for the payment of rent until another tenant is found and the assignment is agreed. Therefore it is advised that you speak to our Residents' Team and find a student to take over your room as soon as possible. A charge will apply – please see our Fee Schedule.

We hope that you don't need or want to leave us before the end of your tenancy, but if your circumstances change please speak to the Residents' Team.

Moving Out

We know it's a long way off, but it's important to let you know what will happen at the end of the tenancy. You will need to book a 'Move Out' Inspection with the Residents' Team. They will inspect the room against the initial inventory that you completed. It's really important that you are present for this as if you don't attend, it will be very difficult for you to challenge any charges for damage or disposal of refuse/abandoned items.

There are a few requirements for your last day:

- Your room needs to be clear of all belongings by 10am.
- You must return all keys, cards and fobs to Reception.
- You must make sure your room is clear of all of your possessions.
- Your room must be clean before you leave.
(you will be charged for cleaning if it isn't)

Property left in the room after you have vacated, or upon the expiry of the Tenancy Agreement, is considered abandoned and will be disposed of immediately. Due to limited space, we cannot store personal items left behind. Requests for extended move out times may be made in advance and will be subject to the availability of the room. Approval for an extended move out will be made at the sole discretion of the General Manager.

Tenancy Deposit Scheme

We will automatically register your Tenancy Deposit with the Tenancy Deposit Scheme (Custodial).

At the end of your tenancy you will receive an email from TDS (Custodial) notifying you to log in to the TDS Portal and agree any re-charges against the deposit. Please do this as quickly as possible to prevent any delay in the deposit being returned to you. TDS will then refund the full or any remaining deposit to you.

If you move out before your official tenancy end date, your deposit will not be returned any earlier.

Fresh – The Next Step

Did you know that as well as managing student accommodation, Fresh also manage private rental accommodation in a number of locations? If you are in your final year of university/college and want to take that next step in renting accommodation, but want to be sure you'll be looked after...

[Find out more](#)

Just because you are no longer a student doesn't mean you have to stop living the 'Fresh' way!

We hope that you have a great year living with us, making friends and memories that will last a lifetime and we wish you the best of luck with your academic studies. We look forward to welcoming you back again next year!

LEGAL DISCLAIMER

Please note that this guide does not constitute a complete legal document. This information is designed to offer helpful advice and information on the most important aspects of your student accommodation, but as a Resident with Fresh you will be legally bound to all the terms set out in your signed Tenancy Agreement.